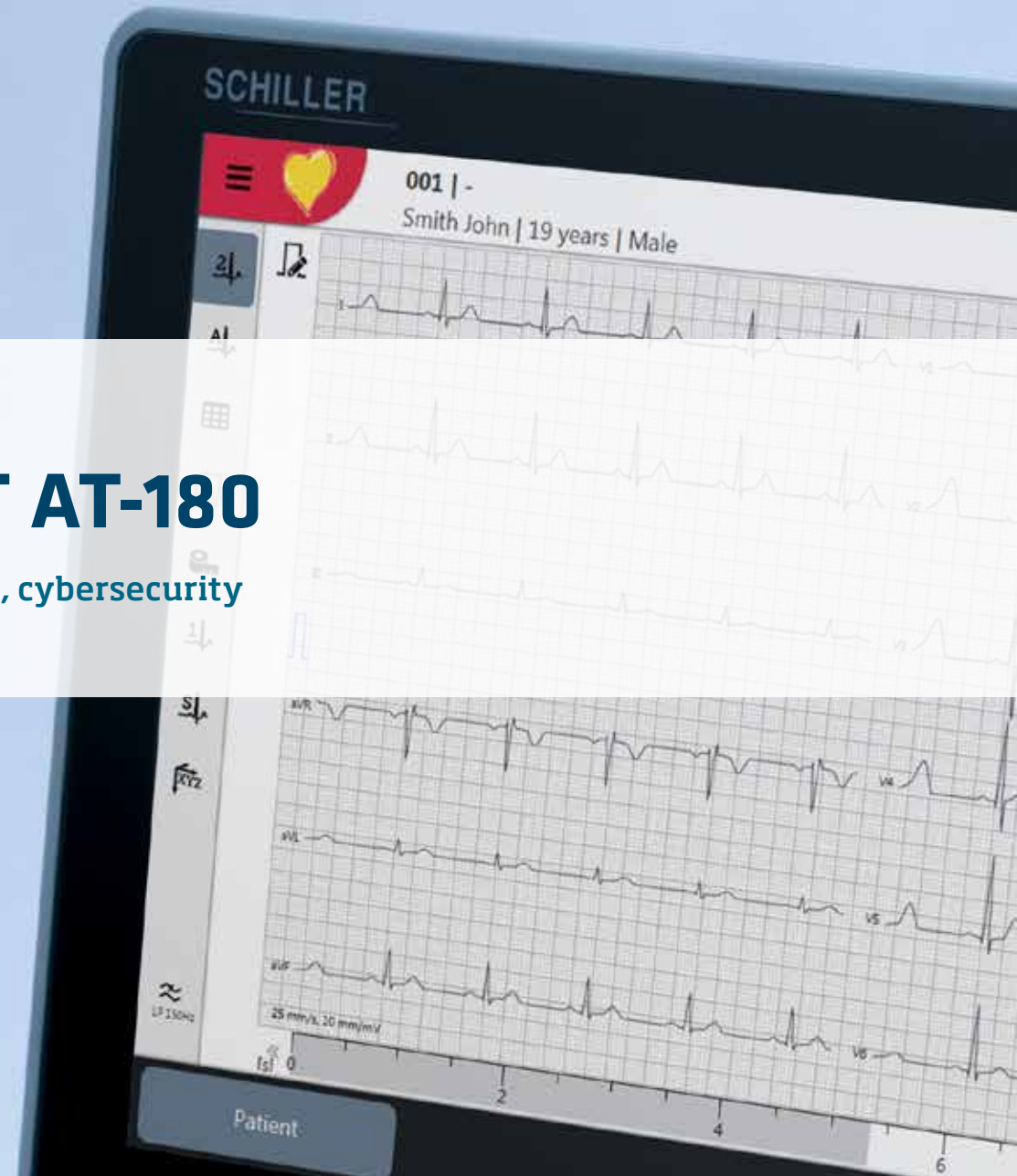


# CARDIOVIT AT-180


Efficiency, performance, cybersecurity



# CARDIOVIT AT-180

Renowned SCHILLER technology in the state-of-the-art electrocardiograph CARDIOVIT AT-180:

- High efficiency in any environment – ECG acquisition with only three clicks
- Cybersecurity
- Advanced clinical tools



Create a 10 seconds resting ECG from a resting rhythm recording of up to 20 minutes with ECG Framer

## HIGH EFFICIENCY IN ANY ENVIRONMENT

From the emergency department to the cardiology clinic, efficiency and quality are essential. ECG acquisition has never been faster: Enter or download patient data with PDQ or worklist, acquire the ECG, print and transmit with only three clicks.



### EASY 1-2-3 STEPS

1. Enter or download patient data. No mistakes with barcode and PDQ function.
2. Check signal quality and possible lead reversal before acquisition.
3. Review ECG, edit measurements and write the report before exporting or printing.

**ECG FRAMER:** Save time and avoid repeating ECGs. Let the patient relax and capture the best-quality ECG or multiple ECGs for patient observation over a 20-minute span. Measurements and interpretation are automatically generated for all ECGs. The continuous 12-lead ECG recordings and all captured ECGs are stored locally and transmitted to SEMA, SCHILLER's data management system.

## CYBERSECURITY

Bidirectional communication with EMR and HIS systems is available for all recording types. Data integrity and protection are supported with enhanced security features:

- User name and password authentication based on active directory (via SCHILLER server) or locally defined users
- High-security protocols for Wi-Fi connectivity
- Data encrypted during transmission

## ADVANCED CLINICAL TOOLS

**ETM SPORT:** The first automated ECG interpretation module designed for athletes, based on the latest Seattle Criteria.

**16-LEAD ECG:** The 16-lead resting ECG analysis (using a 14-wire patient cable) takes advantage of a right chest and back electrode to provide extended results for chest pain in adults.

**SAECG:** The analysis of late ventricular potentials in the ECG identifies post-MI patients predisposed to ventricular tachyarrhythmias and possible sudden cardiac death.

**VECTOR ECG:** 3-dimensional view of the cardiac electrical activity and complete diagnosis of frontal and posterior walls.

Hook-up adviser with anatomical model (rotate and zoom-in function) along with colour-coded waveforms

18.5" touchscreen for full ECG review

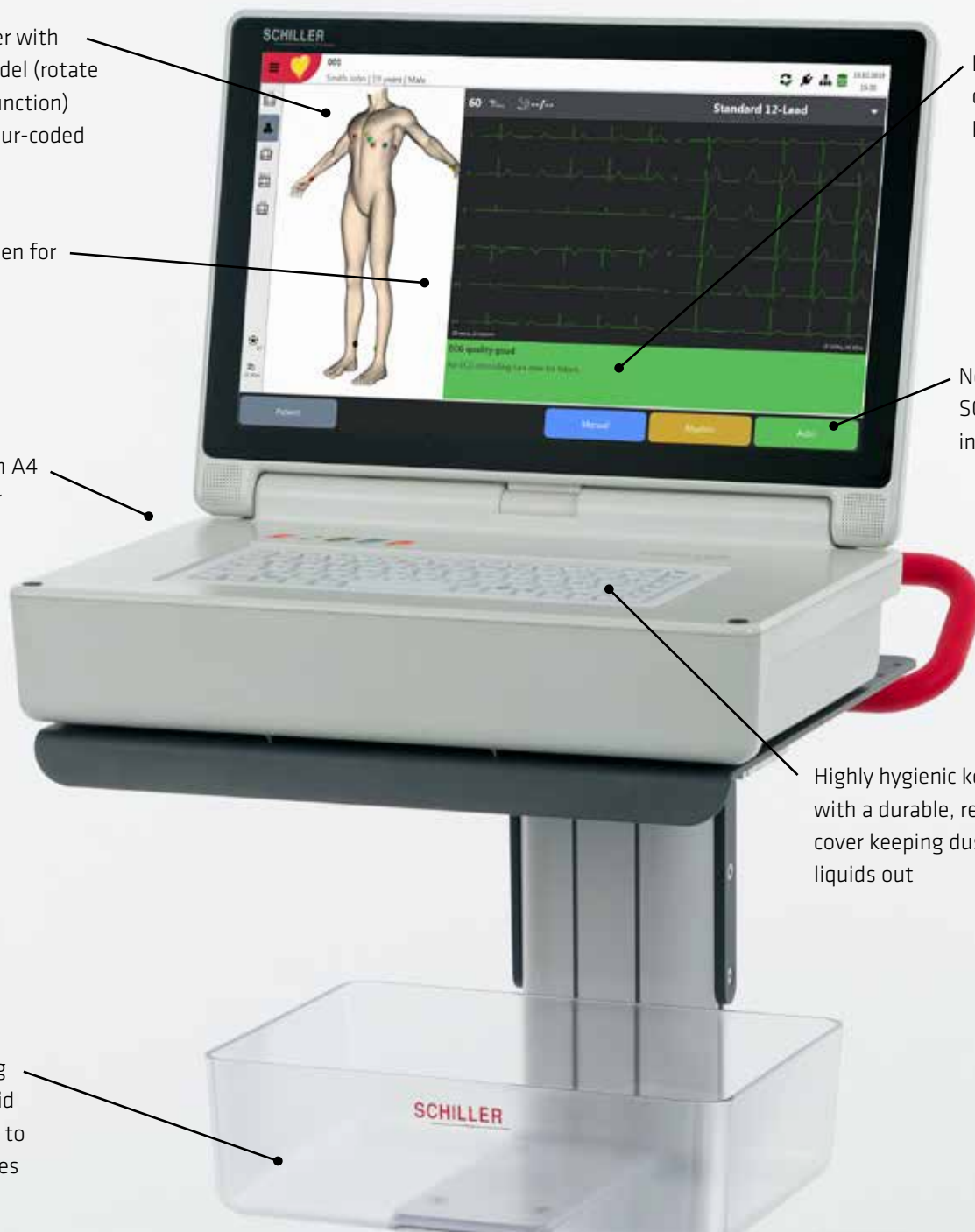
High-resolution A4 thermal printer

Lead reversal detection before ECG acquisition

New, intuitive SCHILLER user interface

Highly hygienic keyboard with a durable, replaceable cover keeping dust, dirt and liquids out

Smooth-gliding wheels and solid trolley with bin to store accessories



## EXERCISE ECG

Advanced exercise program with great flexibility in protocol definition for ergometers and treadmills. Print your customised report with the high-resolution thermal printer. Full-disclosure data enables review and re-analysis of every beat and arrhythmias for enhanced clinical confidence.





**Americas**  
SCHILLER Americas Inc.  
Doral, Florida 33172

**North America:**  
Phone +1 786 845 06 20  
Fax +1 786 845 06 02  
sales@schilleramericas.com  
www.schilleramericas.com

**Latin America & Caribbean**  
Phone +1 305 591 11 21  
Fax +1 786 845 06 02  
sales@schilleramericas.com  
www.schilleramericas.com



**Asia**  
SCHILLER Asia-Pacific / Malaysia  
52200 Kuala Lumpur, Malaysia  
Phone +603 6272 3033  
Fax +603 6272 2030  
sales@schiller.com.my  
www.schiller-asia.com



**Austria**  
SCHILLER Handelsgesellschaft m.b.H.  
A-4040 Linz  
Phone +43 732 70 99 0  
Fax +43 732 757 000  
sales@schiller.at  
www.schiller.at



**China**  
Alfred Schiller (Beijing) Medical Equipment  
Co.,Ltd.  
100015 Beijing, China  
Phone +86 010 52007020  
Fax +86 010 52007020-8016  
info@schillerchina.com  
www.schillermedical.cn



**Croatia**  
SCHILLER d.o.o.  
10000 Zagreb  
Phone +385 1 309 66 59  
Fax +385 1 309 66 60  
info@schillerzg.hr  
www.schiller.hr



**France**  
SCHILLER Médical  
F-67160 Wissembourg  
Phone +33 3 88 63 36 00  
Fax +33 3 88 63 36 49  
info@schiller.fr  
www.schiller-medical.com



**France (distribution France)**  
SCHILLER France S.A.S.  
F-77608 Bussy St Georges  
Phone +33 1 64 66 50 00  
Fax +33 1 64 66 50 10  
contact@schillerfrance.fr  
www.schiller-france.com



**Germany**  
SCHILLER Medizintechnik GmbH  
D-85622 Feldkirchen b. München  
Phone +49 89 62 99 81 0  
Fax +49 89 609 50 90  
info@schillermed.de  
www.schillermed.de



**India**  
SCHILLER Healthcare India Pvt. Ltd.  
Mumbai – 400 059, India  
Phone +91 22 6152 3333 / 2920 9141  
Fax +91 22 2920 9142  
sales@schillerindia.com  
www.schillerindia.com



**Poland**  
SCHILLER Poland Sp. z o.o.  
PL-02-729 Warszawa  
Phone +48 22 843 20 89 / +48 22 647 35 90  
Fax +48 22 843 20 89  
schiller@schiller.pl  
www.schiller.pl



**Russia & C.I.S.**  
AO SCHILLER.RU  
125040 Moscow, Russia  
Phone +7 (495) 970 11 33  
Fax +7 (495) 956 29 10  
mail@schiller.ru  
www.schiller.ru



**Serbia**  
SCHILLER d.o.o.  
11010 Beograd  
Phone +381 11 39 79 508  
Fax +381 11 39 79 518  
info@schiller.rs  
www.schiller.rs



**Slovenia**  
SCHILLER d.o.o.  
2310 Slovenska Bistrica  
Phone +386 2 843 00 56  
Fax +386 2 843 00 57  
info@schiller.si  
www.schiller.si



**Spain**  
SCHILLER ESPAÑA, S.A.  
ES-28232 Las Rozas/Madrid  
Phone +34 91 713 01 76  
Fax +34 91 355 79 33  
schiller@schiller.es  
www.schiller.es



**Switzerland**  
SCHILLER-Reomed AG  
CH-8912 Obfelden  
Phone +41 44 744 30 00  
Fax +41 44 740 37 10  
sales@schiller-reomed.ch  
www.schiller-reomed.ch



**Turkey**  
SCHILLER TÜRKIYE  
Okmeydani-Sisli – Istanbul  
Phone +90 212 210 8681 (pbx)  
Fax +90 212 210 8684  
info@schiller.com.tr  
www.schiller-turkiye.com



**United Kingdom**  
SCHILLER UK  
Bellshill, ML4 3PR  
Phone +44 1698 744 505  
Fax +44 1698 744 474  
sales@schilleruk.com  
www.schilleruk.com

Device availability in your market is subject to regulatory approval.

